



# STAIR & FITTING GUIDE



**WESTCOASTMOULDING.COM**

18810 96th Ave. Surrey, BC V4N 3R1 | Toll Free: 1-800-667-5597 | Tel: 604-513-1138 | Fax: 604-513-1194





# CUSTOM STAIRS



Elaborate helix stairs? Free standing curved stairs? Straight stairs? Or cost effective plywood stairs that can be installed during the framing stages of your project. Westcoast Moulding & Millwork Limited craftsmen design and build high quality stairs to your specifications that exceed your expectations.


How do we build the perfect stair? Our stair technicians and craftsmen work right off your plans, or can visit you on-site to make exact measurements. We render plan view and 3D drawings to ensure the scope of your project is clearly communicated to everyone from contractor to client, and preassemble the stair for efficient installation and quality control.



Westcoast Moulding & Millwork Limited combines the latest computer and production technology with traditional quality craftsmanship to produce a high-end finished product, complete with the details that give your project that unique home finishing touch for everything from multi-family building projects to the finest individual homes in British Columbia and Washington State. We also ship our stairs internationally.

See For Yourself!

Contact us or come visit our showroom today to speak with one of our representatives in helping you create the stair case that will complement your home.



18810 - 96th Ave  
Surrey BC, V4N 3R1

Ph: (604) 513-1138

Fx: (604) 513-1194

[www.westcoastmoulding.com](http://www.westcoastmoulding.com)



# STAIR PARTS



To complete your new stair case or update your old one Westcoast Moulding & Millwork Limited carries a wide variety of paint grade and stain grade stair parts.

- Handrails
- Fittings for Handrails
- Newel Posts and Caps
- Wood and Metal Spindles
- Stair Treads
- Stair Ends and Wall Ends
- Riser Material



We also have the capabilities to manufacture custom stair parts to complete your stair project. With the help of our skilled representatives and craftsmen, we can provide you a cost effective and efficient solution for your projects demands.



Contact us or come visit our showroom today to speak with one of our representatives to answer your questions and help you decide which parts are right for your job.

Also visit our web site to download a copy of our Stair and Fitting Guide.



18810 - 96th Ave  
Surrey BC, V4N 3R1  
Ph: (604) 513-1138  
Fx: (604) 513-1194  
[www.westcoastmoulding.com](http://www.westcoastmoulding.com)

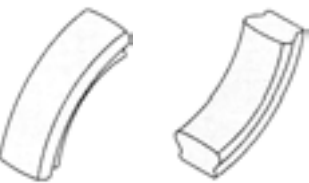


## Handrails & Fittings

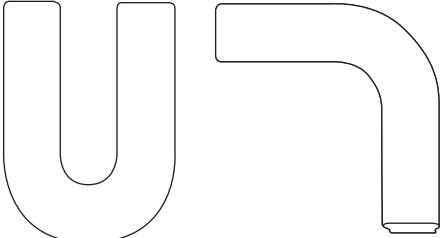
### 900 WALL RAIL 2-1/4" X 1-5/8"




2-1/4" X 1-5/8"



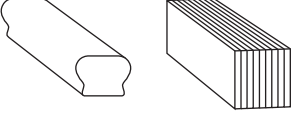
900109 Ease Over  
900110 Ease Up



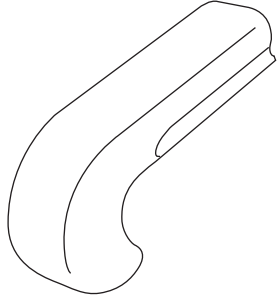
900111 Elbow 180°  
900112 Elbow 90°



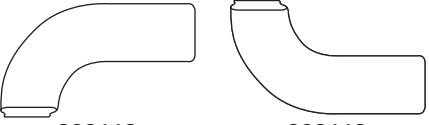
900114 Gooseneck



900116 Rail Straight  
900117 Rail Strips



900115 Horn End



900118 Return L/H  
900119 Return R/H

Parts #	Description	UOM
900109	Ease Over	EA.
900110	Ease Up	EA.
900111	Elbow 180°	EA.
900112	Elbow 90°	EA.
900114	Gooseneck	EA.
900115	Horn End	EA.
900116	Rail Straight 2-1/4" X 1-5/8"	L/F
900117	Rail Bending Strips	L/F
900118	Return L/H	EA.
900119	Return R/H	EA.

MATERIAL	
Maple	11
Red Oak	12
Hemlock	13
Primed	14
Poplar	19

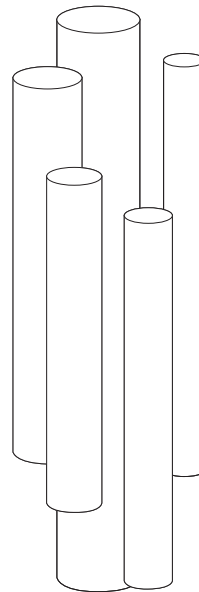


# WESTCOAST MOULDING & MILLWORK LIMITED

## 910 DOWEL RAIL 1-1/4" - 3"

## Handrails & Fittings

Parts #	Description	UOM
910101	Dowel Rail 1-1/4"	L/F
910102	Dowel Rail 1-1/2"	L/F
910103	Dowel Rail 1-3/4"	L/F
910104	Dowel Rail 2"	L/F
910105	Dowel Rail 2-1/4"	L/F
910106	Dowel Rail 2-1/2"	L/F
910107	Dowel Rail 2-3/4"	L/F
910108	Dowel Rail 3"	L/F

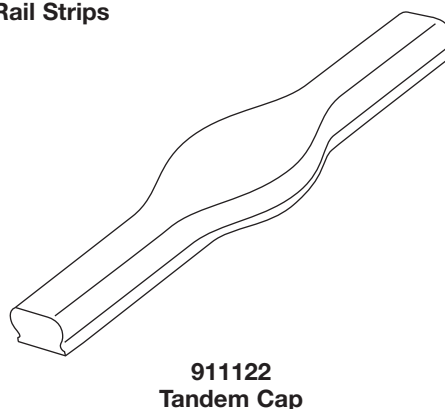
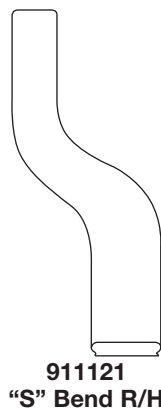
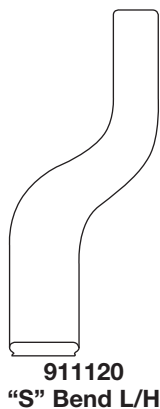
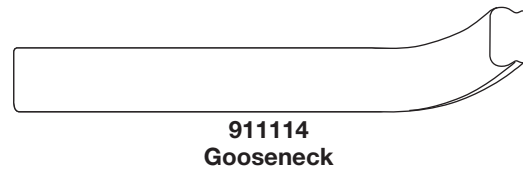
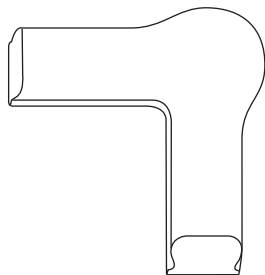
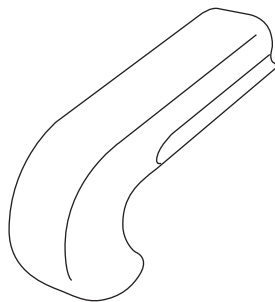
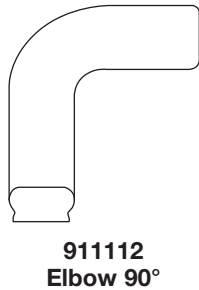
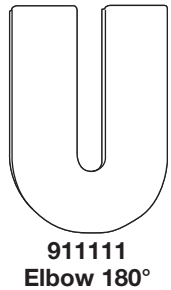
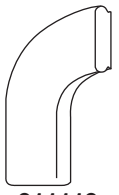
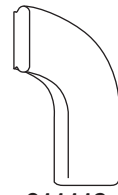
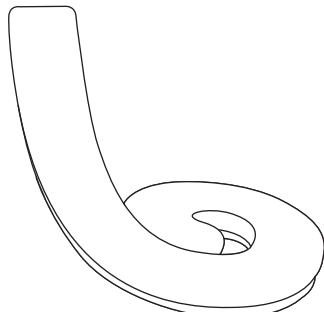
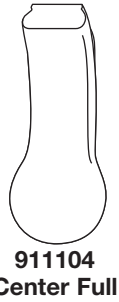

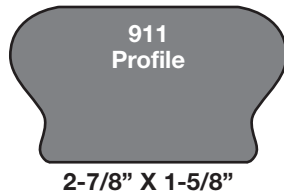


MATERIAL	
Maple	11
Red Oak	12
Hemlock	13
Primed	14
Poplar	19



## Handrails & Fittings

### 911 TOP RAIL 2-7/8" X 1-5/8"



Parts #	Description	UOM
911103	Center Flat	EA.
911104	Center Full	EA.
911105	Dec. Scroll L/H LG	EA.
911106	Dec. Scroll L/H SM	EA.
911107	Dec. Scroll R/H LG	EA.
911108	Dec. Scroll R/H SM	EA.
911109	Ease Over	L/F
911110	Ease Up	L/F
911111	Elbow 180°	EA.
911112	Elbow 90°	EA.
911113	Flat 90°	EA.
911114	Gooseneck	EA.
911115	Horn End	EA.
911116	Rail Straight 2-7/8" X 1-5/8"	EA.
911117	Rail Bending Strips	L/F
911118	Return L/H	L/F
911119	Return R/H	EA.
911120	"S" Bend L/H	EA.
911121	"S" Bend R/H	EA.
911122	Tandem Cap	EA.
911123	Long Gooseneck	EA.

MATERIAL	
Maple	11
Red Oak	12
Hemlock	13
Primed	14
Poplar	19

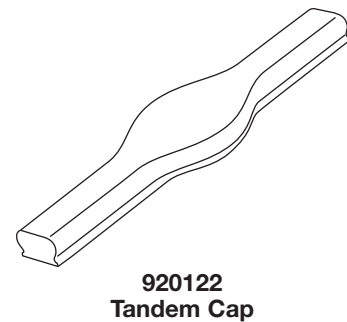
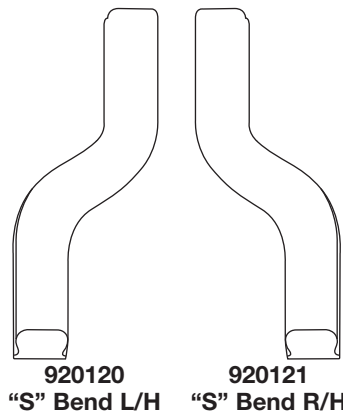
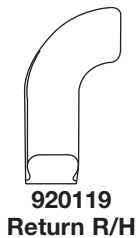
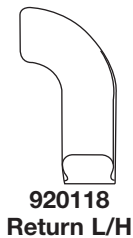
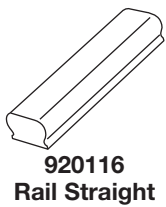
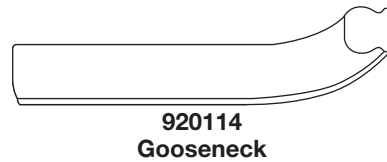
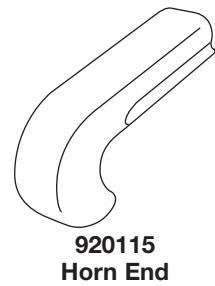
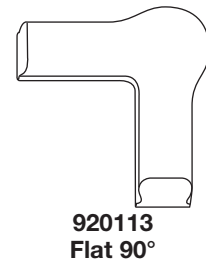
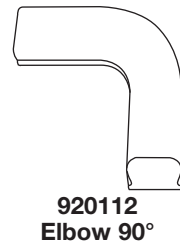
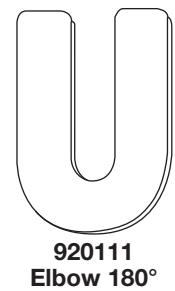
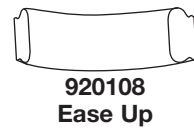
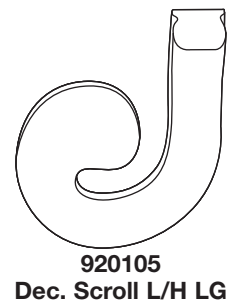
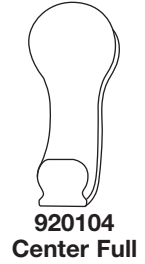
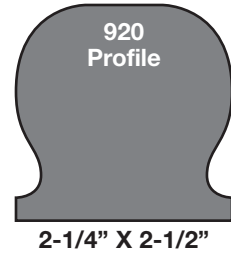


# WESTCOAST MOULDING & MILLWORK LIMITED

## 920 MUSHROOM RAIL 2-1/4" X 2-1/2"

## Handrails & Fittings

Parts #	Description	UOM
920103	Center Flat	EA.
920104	Center Full	EA.
920105	Dec. Scroll L/H LG	EA.
920106	Dec. Scroll L/H SM	EA.
920107	Dec. Scroll R/H LG	EA.
920108	Dec. Scroll R/H SM	EA.
920109	Ease Over	EA.
920110	Ease Up	EA.
920111	Elbow 180°	EA.
920112	Elbow 90°	EA.
920113	Flat 90°	EA.
920114	Gooseneck	EA.
920115	Horn End	EA.
920116	Rail Straight 2-1/4" X 2-1/2"	L/F
920117	Rail Bending Strips	L/F
920118	Return L/H	EA.
920119	Return R/H	EA.
920120	"S" Bend L/H	EA.
920121	"S" Bend R/H	EA.
920122	Tandem Cap (Straight Bulge)	EA.
920123	Long Gooseneck	EA.



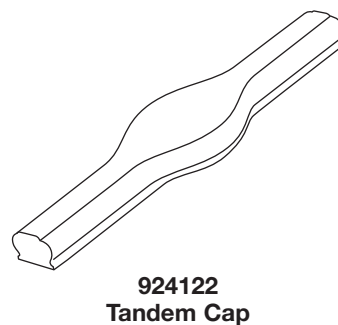
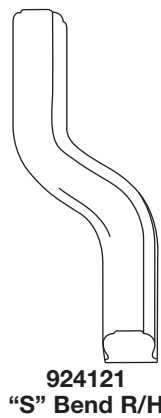
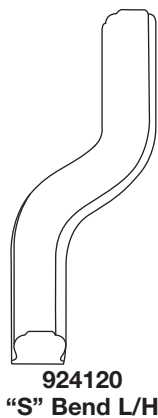
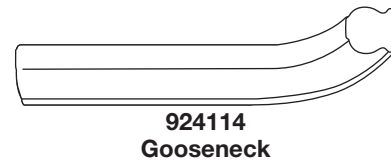
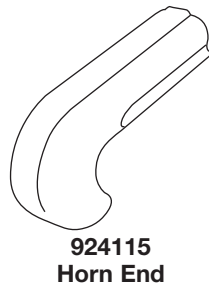
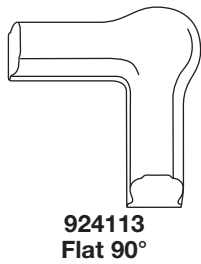
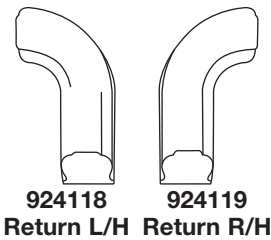

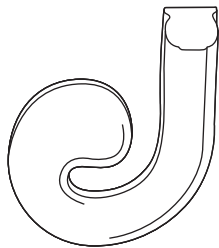
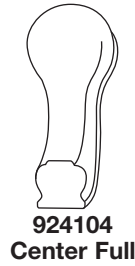
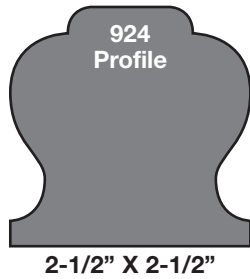
MATERIAL	
Maple	11
Red Oak	12
Hemlock	13
Primed	14
Poplar	19





## Handrails & Fittings

### 924 SMALL CROWN RAIL 2-1/2" X 2-1/2"



Parts #	Description	UOM
924103	Center Flat	EA.
924104	Center Full	EA.
924105	Dec. Scroll L/H LG	EA.
924106	Dec. Scroll L/H SM	EA.
924107	Dec. Scroll R/H LG	EA.
924108	Dec. Scroll R/H SM	EA.
924109	Ease Over	L/F
924110	Ease Up	L/F
924111	Elbow 180°	EA.
924112	Elbow 90°	EA.
924113	Flat 90°	EA.
924114	Gooseneck	EA.
924115	Horn End	EA.
924116	Rail Straight 2-1/2" X 2-1/2"	EA.
924117	Rail Bending Strips	L/F
924118	Return L/H	L/F
924119	Return R/H	EA.
924120	"S" Bend L/H	EA.
924121	"S" Bend R/H	EA.
924122	Tandem Cap	EA.
924123	Long Gooseneck	EA.

MATERIAL	
Maple	11
Red Oak	12
Hemlock	13
Primed	14
Poplar	19

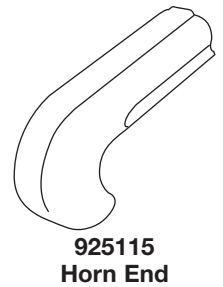
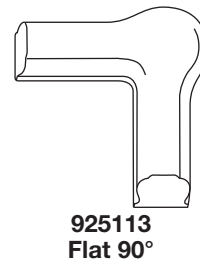
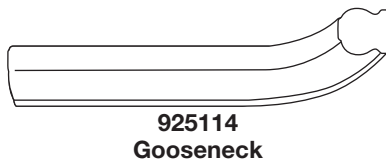
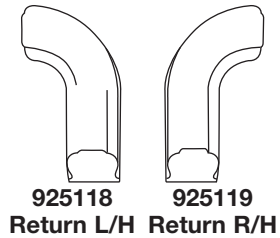
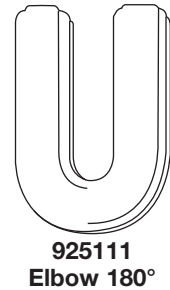
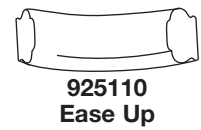
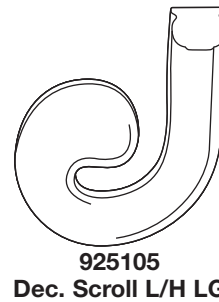
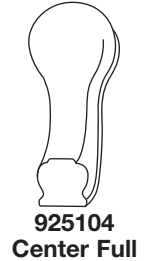
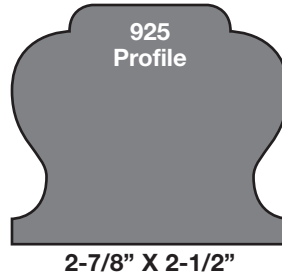


# WESTCOAST MOULDING & MILLWORK LIMITED

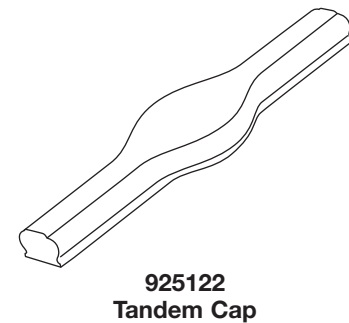
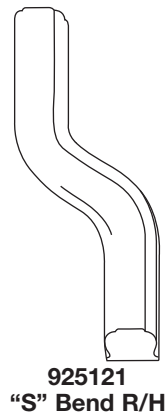
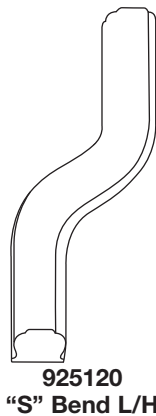
## 925 LARGE CROWN RAIL 2-7/8" X 2-1/2"

## Handrails & Fittings

Parts #	Description	UOM
925103	Center Flat	EA.
925104	Center Full	EA.
925105	Dec. Scroll L/H LG	EA.
925106	Dec. Scroll L/H SM	EA.
925107	Dec. Scroll R/H LG	EA.
925108	Dec. Scroll R/H SM	EA.
925109	Ease Over	EA.
925110	Ease Up	EA.
925111	Elbow 180°	EA.
925112	Elbow 90°	EA.
925113	Flat 90°	EA.
925114	Gooseneck	EA.
925115	Horn End	EA.
925116	Rail Straight 2-7/8" X 2-1/2"	L/F
925117	Rail Bending Strips	L/F
925118	Return L/H	EA.
925119	Return R/H	EA.
925120	"S" Bend L/H	EA.
925121	"S" Bend R/H	EA.
925122	Tandem Cap	EA.
925123	Long Gooseneck	EA.



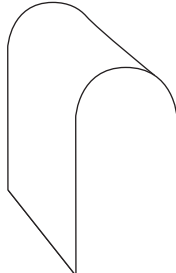
MATERIAL	
Maple	11
Red Oak	12
Hemlock	13
Primed	14
Poplar	19



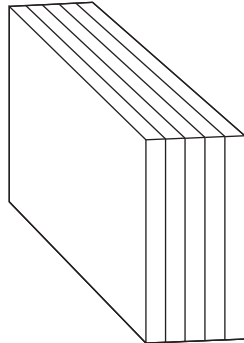


## Handrails & Fittings

## 946 BULL NOSE RAIL




946101  
B/N Rail Straight

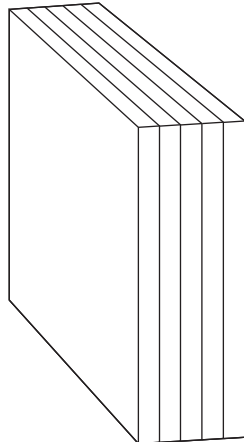


946102  
B/N Rail Strips




Parts #	Description	UOM
946101	B/N Rail Straight 1-1/2" X 3-1/2"	L/F
946102	B/N Rail Strips 1-1/2" X 3-1/2"	L/F
946103	B/N Rail Straight 1-1/2" X 5-1/2"	L/F
946104	B/N Rail Bending Strips 1-1/2" X 5-1/2"	L/F
946105	Comm. Sq. Top 1-3/16" X 5-1/4"	L/F
946106	Comm. Rnd. Top 1-7/16" X 4-3/4"	L/F
946107	Dunbar Rail 1-1/4" X 2-1/4"	L/F
946108	Rail 1-1/2" X 1-1/2"	L/F
946109	Flat Bottom Dowel Rail 1-7/16" X 1-5/8"	L/F



946103  
B/N Rail Straight



946104  
B/N Rail Strips



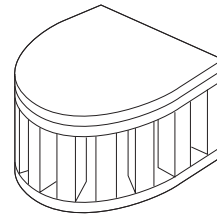
MATERIAL	
Maple	11
Red Oak	12
Hemlock	13
Primed	14
Poplar	19



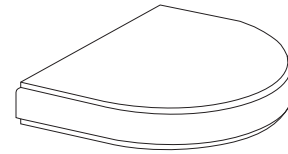
# WESTCOAST MOULDING & MILLWORK LIMITED

## Stair Parts

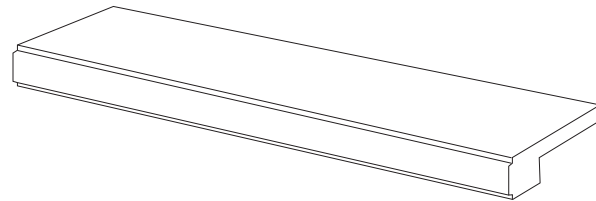
Parts #	Description	UOM
950101	Bottom Plate 3/4" X 3-1/2"	L/F
950102	Bottom Plate Strips 3/4" X 3-1/2"	L/F
950103	Extension Base LG	EA.
950104	Extension Base M	EA.
950105	Extension Base SM	EA.
950106	Extension Base Veneer	EA.
950107	Extension Cap LG	EA.
950108	Extension Cap M	EA.
950109	Extension Cap SM	EA.
950110	Nosing Stairend Profile	L/F
950111	Nosing Bullnose Profile	L/F
950112	Panel Mold 1/4" Rabet	L/F
950113	Skirtboard 1/4" X 11-1/2" X 96"	EA.
950114	Stairend Landing L/H	EA.
950115	Stairend Landing R/H	EA.
950116	Stairend I/S L/H Curved	EA.
950117	Stairend I/S R/H Curved	EA.
950118	Stairend O/S L/H Curved	EA.
950119	Stairend O/S R/H Curved	EA.
950120	Stairend Riser	L/F
950123	Stair Riser 8" X 48"	EA.
950126	Stair Tread 1-1/16" X 11-1/2" X 42"	EA.
950127	Stair Tread 1-1/16" X 11-1/2" X 48"	EA.
950132	Wallend I/S L/H Curved	EA.
950133	Wallend I/S R/H Curved	EA.
950134	Wallend O/S L/H Curved	EA.
950135	Wallend O/S R/H Curved	EA.
950136	Wallend Riser	EA.
950137	Wallend Straight	EA.
950154	Stairend Straight - Universal	EA.



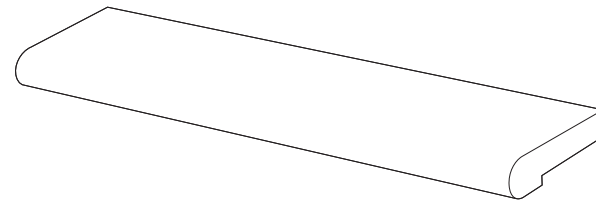
950104  
Ext. Base



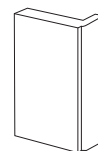
950108  
Ext. Cap



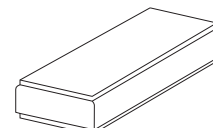
950110  
Nosing Stairend Profile



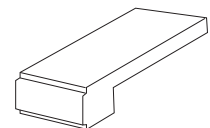
950111  
Nosing Bullnose Profile



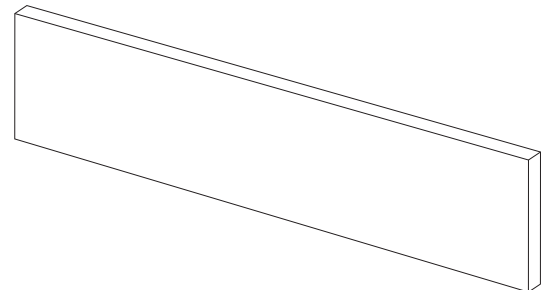
950120  
Stairend Riser



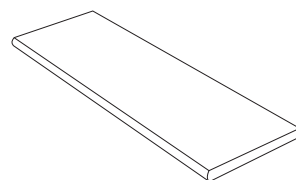
950154  
Universal Stairend



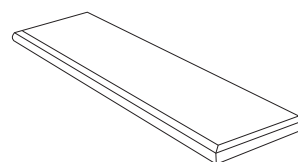
950137  
Wallend Straight



950123  
Stair Riser



950127  
Tread Straight



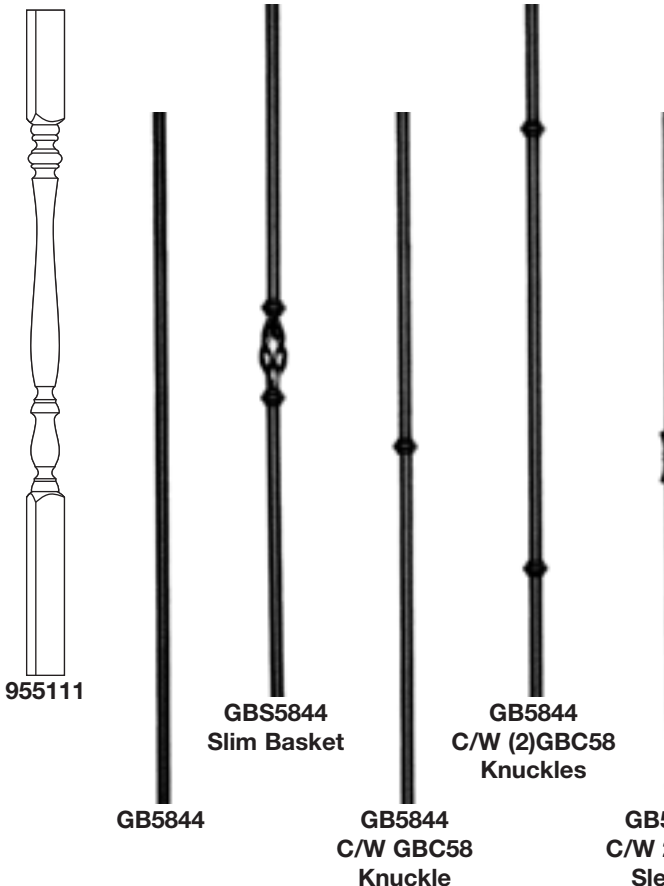
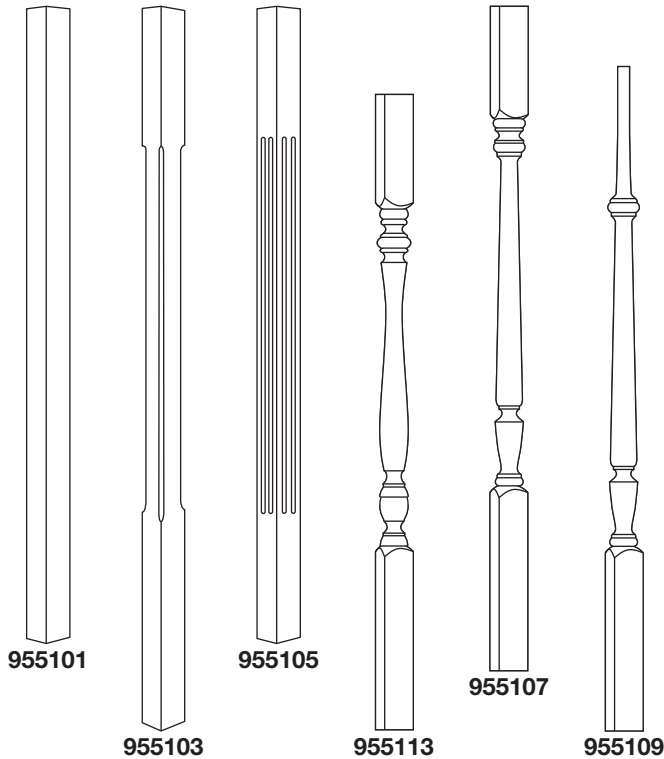
950129  
Tread Straight M/R R/H

MATERIAL	
Maple	11
Red Oak	12
Hemlock	13
Primed	14
Poplar	19



## Balusters

## PARTS



Parts #	Description	UOM
955101	PL Sq. 1-5/8" X 1-5/8" X 36 E4E	EA.
955102	PL Sq. 1-5/8" X 1-5/8" X 42 E4E	EA.
955103	Corner Flute 1-5/8" X 1-5/8" X 36	EA.
955104	Corner Flute 1-5/8" X 1-5/8" X 42	EA.
955105	Double Flute 1-5/8" X 1-5/8" X 36	EA.
955106	Double Flute 1-5/8" X 1-5/8" X 42	EA.
955107	Classic 1-5/8" X 1-5/8" X 36	EA.
955108	Classic 1-5/8" X 1-5/8" X 42	EA.
955109	Classic Dowel Top 1-5/8" X 1-5/8" X 36	EA.
955110	Classic Dowel Top 1-5/8" X 1-5/8" X 42	EA.
955111	Colonial 1-5/8" X 1-5/8" X 36	EA.
955112	Colonial 1-5/8" X 1-5/8" X 42	EA.
955113	Heritage 1-5/8" X 1-5/8" X 36	EA.
955114	Heritage 1-5/8" X 1-5/8" X 42	EA.
955115	Contemporary 1-5/8" X 1-5/8" X 36	EA.
955116	Contemporary 1-5/8" X 1-5/8" X 42	EA.
955117	Fluted Classic 1-5/8" X 1-5/8" X 36	EA.
955118	Fluted Classic 1-5/8" X 1-5/8" X 42	EA.
GB5844	5/8" Round Tube	EA.
GBSB5844	5/8" Slim Basket	EA.
GB5844	C/W GBC58 Knuckle	EA.
GB5844	C/W (2) GBC58 Knuckles	EA.
GB5844	C/W 2-1/2" Sleeve	EA.

MATERIAL	
Black	15
Satin Chrome	15
Oil Rubbed Brz.	15
Maple	11
Red Oak	12
Hemlock	13
Primed	14
Poplar	19

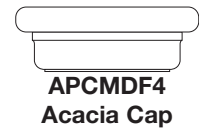
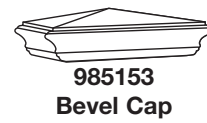


# WESTCOAST MOULDING & MILLWORK LIMITED

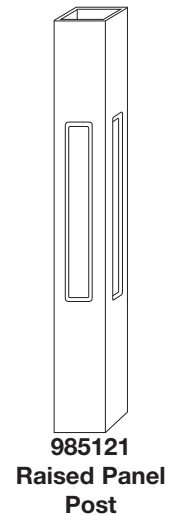
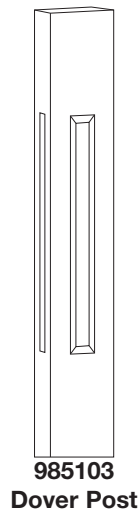
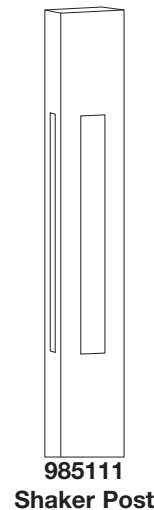
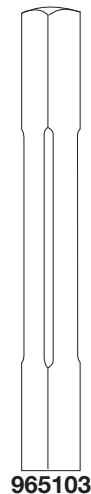


## Newels – Box Style | Caps

Parts #	Description	UOM
965101	PL Sq. 3-1/4" X 3-1/4" X 48 SONP	EA.
965102	PL Sq. 3-1/4" X 3-1/4" X 60 SONP	EA.
965103	Dbl. Flute 3-1/4" X 3-1/4" X 48 SONP	EA.
965104	Dbl. Flute 3-1/4" X 3-1/4" X 60 SONP	EA.
965105	Corner Flute 3-1/4" X 3-1/4" X 48 SONP	EA.
965106	Corner Flute 3-1/4" X 3-1/4" X 60 SONP	EA.
985101	4-1/2" Dover Post X 48	EA.
985102	4-1/2" Dover Post X 60	EA.
985103	6" Dover Post X 48	EA.
985104	6" Dover Post X 60	EA.
985105	8" Dover Post X 48	EA.
985111	4-1/2" Shaker Post X 48	EA.
985112	4-1/2" Shaker Post X 60	EA.
985113	6" Shaker Post X 48	EA.
985114	6" Shaker Post X 60	EA.
985121	4-1/2" Raised Panel X 48	EA.
985122	4-1/2" Raised Panel X 60	EA.
985123	6" Raised Panel X 48	EA.
985124	6" Raised Panel X 60	EA.
985131	4-1/2" Fluted BX Newel X 48	EA.
985132	4-1/2" Fluted BX Newel X 60	EA.
985133	6" Fluted BX Newel X 48	EA.
985134	6" Fluted BX Newel X 60	EA.

Parts #	Description	UOM
985141	Fits 4-1/2" Flatcap	EA.
985142	Fits 6" Flatcap	EA.
985143	Fits 8" Flatcap	EA.
985145	Fits 3-1/4" Fancy Cap	EA.
985146	Fits 4-1/2" Fancy Cap	EA.
985147	Fits 6" Fancy Cap	EA.
985148	Fits 8" Fancy Cap	EA.
985151	Bevel Cap 3-1/4"	EA.
985152	Bevel Cap 4-1/2"	EA.
985153	Bevel Cap 6"	EA.
985154	Bevel Cap 8"	EA.
APCMD4	Acacia Cap 3-1/4"	EA.
985171B	Bottom Overlaps 4-1/2"	EA.
985171T	Top Overlays 4-1/2"	EA.
APC45	Acacia Cap 4-1/2"	EA.
APC6	Acacia Cap 6"	EA.

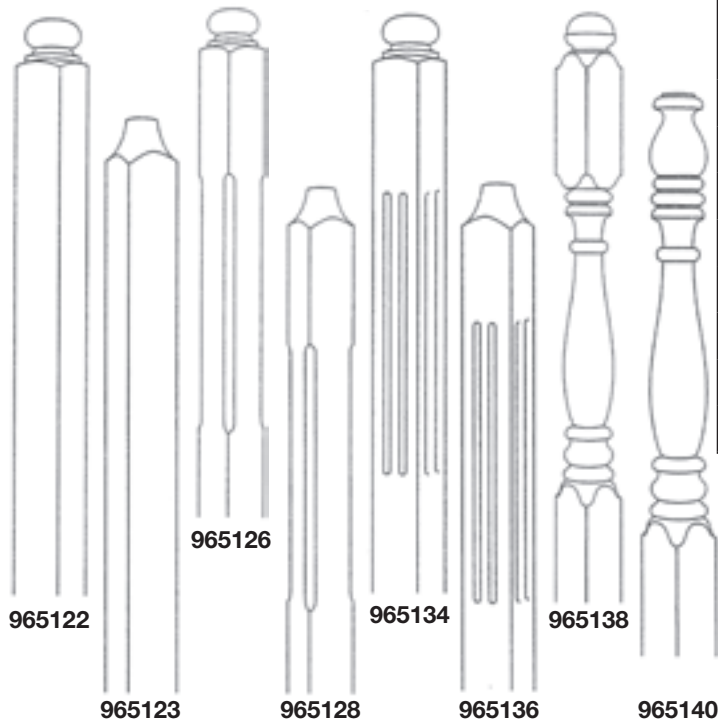
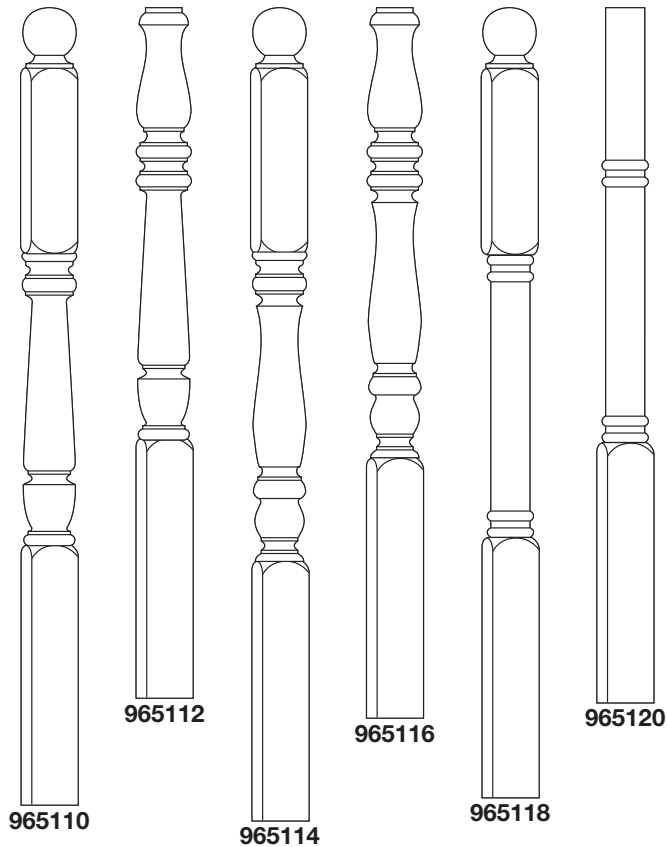


MATERIAL	
Maple	11
Red Oak	12
Hemlock	13
Primed	14
Poplar	19





## Newels



Parts #	Description	UOM
965110	Classic 3-1/4" X 3-1/4" X 48" RTNP	EA.
965111	Classic 3-1/4" X 3-1/4" X 60" RTNP	EA.
965112	Classic 3-1/4" X 3-1/4" X 48" USNP	EA.
965113	Classic 3-1/4" X 3-1/4" X 60" USNP	EA.
965114	Colonial 3-1/4" X 3-1/4" X 48" RTNP	EA.
965115	Colonial 3-1/4" X 3-1/4" X 60" RTNP	EA.
965116	Colonial 3-1/4" X 3-1/4" X 48" USNP	EA.
965117	Colonial 3-1/4" X 3-1/4" X 48" USNP	EA.
965118	Contemporary 3-1/4" X 3-1/4" X 48" RTNP	EA.
965119	Contemporary 3-1/4" X 3-1/4" X 60" RTNP	EA.
965120	Contemporary 3-1/4" X 3-1/4" X 48" USNP	EA.
965121	Contemporary 3-1/4" X 3-1/4" X 48" USNP	EA.
965122	Sq. Roundtop X 48"	EA.
965123	USNP Sq. X 48"	EA.
965124	Sq. Roundtop X 60"	EA.
965125	USPL Sq. X 60"	EA.
965126	C/F Roundtop X 48"	EA.
965127	C/F Roundtop X 60"	EA.
965128	U/S C/F X 48"	EA.
965129	U/S C/F X 60"	EA.
965134	DF Roundtop X 48"	EA.
965135	DF Roundtop X 60"	EA.
965136	DF USNP X 48"	EA.
965137	DF USNP X 60"	EA.
965138	Heritage Roundtop X 48"	EA.
965139	Heritage Roundtop X 60"	EA.
965140	Heritage USNP X 48"	EA.
965141	Heritage USNP X 60"	EA.

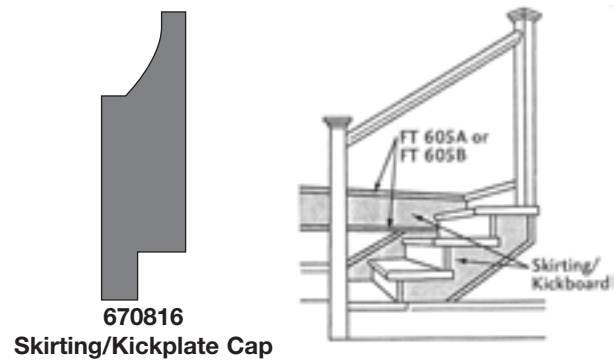
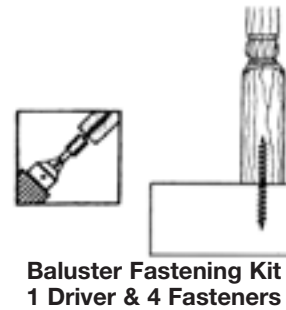
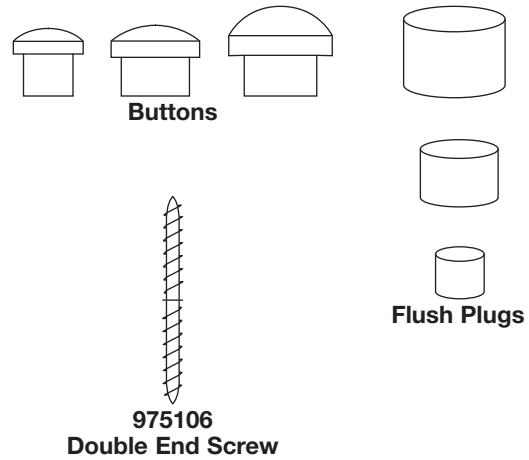
MATERIAL	
Maple	11
Red Oak	12
Hemlock	13
Primed	14
Poplar	19



# WESTCOAST MOULDING & MILLWORK LIMITED

## Hardware

Parts #	Description	UOM
975101	Button 1/2"	EA.
975102	Button 1"	EA.
975103	Button 1-1/2"	EA.
975104	Flush Plug 1/2"	EA.
975105	Flush Plug 1"	EA.
975106	Screw – Double End 1/4" X 2-1/4"	EA.
975113	Rail Bolt Kit	EA.
975114	Fluted Dowel 1/4" X 2"	EA.
670816	Skirting/Kickplate	EA.

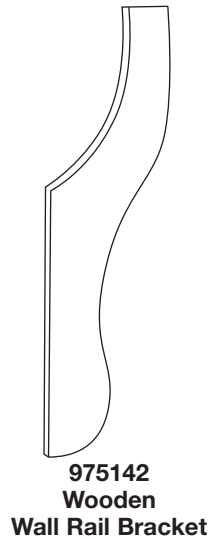


MATERIAL	
Maple	11
Red Oak	12
Hemlock	13
Primed	14
Poplar	19

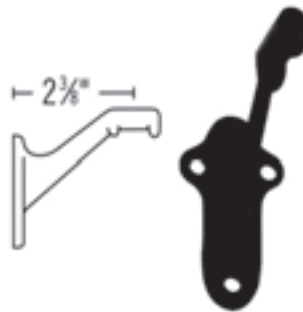




## Hardware



**975116**  
**Quick Mount**  
**Bolt Kit**  
11" Lag Bolt, 1 Curved Washer,  
1 Nut, 1-1/2" Tapered Plugs



**975141**  
**Wall Rail Bracket**

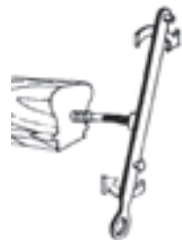


**975138 & 975140**  
**Heavy Duty**  
**Wall Rail Bracket**

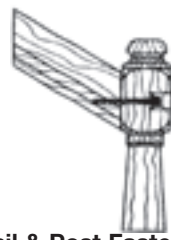
Parts #	Description	UOM
975113	Rail & Post Fastener	EA.
975116	Quick Mount Bolt Kit	EA.
975138	Dull Chrome Wall Bracket	EA.
975140	Oil Rubbed Bronze Wall Bracket	EA.
975141	Brass Wall Bracket	EA.
975142	Wood Wall Bracket	EA.
	L-Bracket Post Fastener	EA.
	Rail-Bolt Wrench	EA.



**L-Bracket**  
**Post Fastener**  
4 Brackets, Mitered Trim,  
28 Hardened Screws



**Rail-Bolt Wrench**  
Rubberband Assembly



**Rail & Post Fastener**  
1 Lag Bolt, 1 Half Round Washer &  
Flat Washer and Nut

MATERIAL	
Maple	11
Red Oak	12
Hemlock	13
Primed	14
Metal	15
Poplar	19





Rely on Westcoast to satisfy all your requirements on these other Architectural Detail Products:

### **Columns**

- Wood
- Fibreglass / Polymer
- Aluminum
- Fibreglass Reinforced Gypsum
- PVC

### **Exterior Detail**

- Pilasters
- Pediments
- Door & Window Headers
- Louvers
- Quoins
- Fascia Trim
- Sills
- Beams / Corbel / Rafter Tails / Knee Braces
- Spires
- Shutters

### **Stairs & Railings**

- Custom Built Stairs
- Curved / Straight / Spiral
- Open or Closed Rise
- Wood & Metal Spindles
- Handrails, Fittings & Posts
- Stair Ends, Rises & Caps
- Custom Stair Treads
- Custom & Stock Parts

### **Doors**

- Interior
- Exterior
- Custom

### **Mouldings**

- Polyurethane Interior / Exterior
- Solid Stain-Grade Wood  
available in: Hemlock, Fir, Oak, Clear Pine, Birch, Jatoba, Knotty Pine, Maple, Cherry, Alder, White Oak, Mahogany, Black Walnut, Poplar, IPE & more
- Polystyrene Interior / Exterior
- Fiberglass Reinforced Gypsum
- Ornamental
- Flexible Resin Based

### **Interior Detail**

- Niches
- Ceiling Domes
- Barrel Vaults
- Light Coves
- Medallions

### **Custom Woodworking**

- Mouldings
- Wainscoting
- Door Headers
- Plinth Blocks / Rosettes
- Knee Braces

### **Flooring**

- Prefinished Strip
- Floating Floors
- Solid Floors
- Laminate Floors
- Engineered Floors

### **Sheet Goods**

- Stain Grade
- MDF: 4x8, 5x10, 4x16

### **Flatstock**

- Staingrade
- MDF
- Dimensional
- Fingerjoint Pine



**WESTCOASTMOULDING.COM**

18810 96th Ave. Surrey, BC V4N 3R1 | Toll Free: 1-800-667-5597 | Tel: 604-513-1138 | Fax: 604-513-1194