




FLAT STOCK




WM1x1N	11/16" x 1"
WM1x1 1/4N	11/16" x 1-1/4"
WM1x2	11/16" x 1-1/2"
WM1x3	11/16" x 2-1/2"
WM1x4	11/16" x 3-1/2"
WM1x4N	11/16" x 4"
WM1x5	11/16" x 4-1/2"
WM1x6	11/16" x 5-1/2"
WM1x6N	11/16" x 6"
WM1x7	11/16" x 6-1/2"
WM1x8	11/16" x 7-1/4"
WM1x10	11/16" x 9-1/4"
WM1x12	11/16" x 11-1/4"



WM5x2	1/2" x 1-1/2"
WM521	1/2" x 2-1/2"
WM211	1/2" x 3"
WM212	1/2" x 3-1/4"
WM5x4	1/2" x 3-1/2"
WM213	1/2" x 4"
WM5x5	1/2" x 4-1/2"
WM214	1/2" x 5-1/4"
WM5x6	1/2" x 5-1/2"
WM5x6N	1/2" x 6"
WM5x8	1/2" x 7-1/4"
WM5x10	1/2" x 9-1/4"
WM5x12	1/2" x 11-1/4"




WM1Nx3	1" x 2-5/8"
WM1Nx4	1" x 3-1/2"
WM1Nx4N	1" x 4"
WM1Nx5	1" x 4-1/2"
WM1Nx6	1" x 5-1/2"
WM1Nx8	1" x 7-1/4"



WM34x3	3/4" x 2-1/2"
WM34x3N	3/4" x 3"
WM34x4	3/4" x 3-1/2"

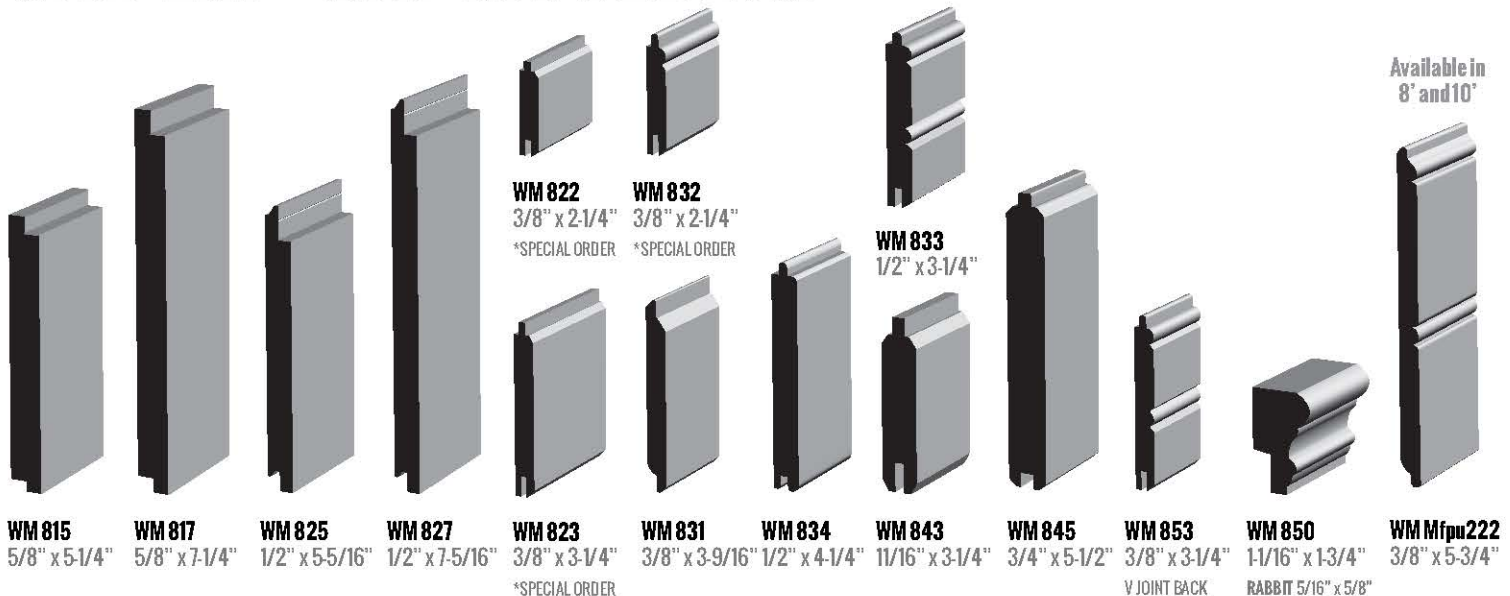


WM530	5/8" x 2-1/2"
WM531	5/8" x 3"
WM533	5/8" x 3-1/4"



WM38x3N	3/8" x 3"
WM38x4N	3/8" x 4"

V-JOINT - BEADED PANELING SHIPLAP - GAP MOULDING



WM 815	5/8" x 5-1/4"	WM 817	5/8" x 7-1/4"	WM 825	1/2" x 5-5/16"	WM 827	1/2" x 7-5/16"	WM 823	3/8" x 3-1/4"	WM 831	3/8" x 3-9/16"	WM 834	1/2" x 4-1/4"	WM 843	11/16" x 3-1/4"	WM 845	3/4" x 5-1/2"	WM 853	3/8" x 3-1/4"	WM 850	1-1/16" x 1-3/4"	WM Mfpu222	3/8" x 5-3/4"
								<small>*SPECIAL ORDER</small>	<small>*SPECIAL ORDER</small>									<small>V JOINT BACK</small>		<small>RABBIT 5/16" x 5/8"</small>			

Available in 8' and 10'

All dimensions listed are a close representation of the profile shown. Please check actual size and availability before ordering.