

DEFINE YOUR SPACE WITH

WESTCOAST BUILDING FINISHING PRODUCTS

PREMIUM INTERIOR/EXTERIOR
BUILDING FINISHING PRODUCTS FROM
WESTCOAST MOULDING & MILLWORK LIMITED

WALL PANELS
DURABOARD
FLATSTOCK GUIDE
FAUX BEAMS
FLOOR MOULDINGS
DOORS
CNC DIVISION



ADD TEXTURE AND DEFINE YOUR SPACE WITH WESTCOAST WALL PANNELLING SOLUTIONS

MODERN, SMOOTH, AND CURVY TEXTURES FROM WESTCOAST MOULDING & MILLWORK LIMITED

TAKE A LOOK AT THE NEWEST PROFILES IN OUR SURFACES COLLECTION!

Slatwall and Reeded panelling are the latest trends in wall applications.


Create a three-dimensional effect that is both elegant and modern with slatwall panelling or create a soft textured effect that is vintage inspired with our reeded panelling.

All our profiles are made from TSCA Title VI and CANFER Compliant MDF and most come pre-primed.

Simply install and paint!

- Define a Space • Add Interest to a Nook
- Feature Walls • Apply to Furnishings
- And so much More!

More details on the back cover.





SLATWALL PANELING

WM8858-8

NEW

PRIMED MDF
1/2" x 5-3/8" x 8'
6 pcs/pack

WM8855-8

NEW

PRIMED MDF
1/2" x 5-5/16" x 8'
6 pcs/pack

Features:

- Patented nail line and elongated tongue conceals nail heads for quicker installation
- Special joint allows locking between two pieces - no glue needed!
- Use on feature walls and furnishings

REEDED PANELING


NEW

WM8852-8

PRIMED MDF
1/2" x 5-5/16" x 8'
6 pcs/pack

Features:

- Seamlessly connects with lap joint
- Add to define a space or to create a feature wall
- Apply to furnishings
- So many uses




NEXT LEVEL WALL COMPONENTS

WALL TREATMENTS & ACOUSTIC PANELS


PRE-FINISHED TAMBOUR, CONCAVE, CONVEX, CONTEMPORARY, & STANDARD SHIPLAP

ACOUSTIC PANELS

Available in a range of wooden panels with sound-absorbing properties. They don't just look great, they also provide more acoustic comfort. Linear acoustic panels based on veneered MDF slats, mounted on black felt panels. 600 x 3000 x 20 (23-1/2" x 118")



Ash Veneer



European Oak Veneer



American Walnut Veneer



European Smoked Oak Veneer

PREMIUM WALL TREATMENTS

Prefinished, dimensional wall treatments. High-end solutions to enhance the aesthetic appeal of walls in residential and commercial spaces. They not only look elegant but also offer sound-absorbing qualities, making them ideal for bedrooms and living rooms. Available in TAMBOUR/SLAT WALL, CONCAVE Shiplap, CONVEX Shiplap, CONTEMPORARY & STANDARD Shiplap.



TAMBOUR/SLAT WALL in Pecan Walnut



TAMBOUR/SLAT WALL in Clay
5-3/4" x 120" x 3/4"




CONVEX SHIPLAP in Mystic Blue
4.3" x 120" x 3/4"



CONTEMPORARY SHIPLAP in Sable Black
4.3" x 120" x 1/2"



STANDARD SHIPLAP in Veralinga Oak
5-1/2" x 144" x 1/2"




CONCAVE SHIPLAP in Celadon
4.3" x 120" x 3/4"

WESTCOAST MOULDING & MILLWORK LIMITED

SOLID COLOURS



Sable Black



Alpine White



Graphite



Pearl Grey



Marine Green



Mystic Blue



Arctic Grey



Willow Grey



Celadon



Beach Class



Lakeside Blue



Snow White

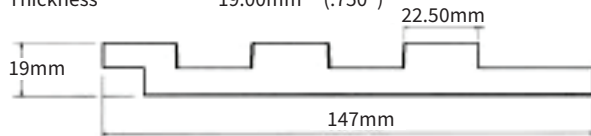


Clay

PROFILES


Tambour/Slat Wall Profile

Width	147mm	(5.75")
Length	3048mm	(120")
Thickness	19.00mm	(.75")



Concave Profile

Width	110mm	(4.30")
Length	3048mm	(120")
Thickness	19.00mm	(.75")



WOODGRAINS



Pecan Snow



Pecan Walnut



Verainga Oak



Sandringham Oak



Daberra Walnut



Comfort Oak

ABSTRACTS



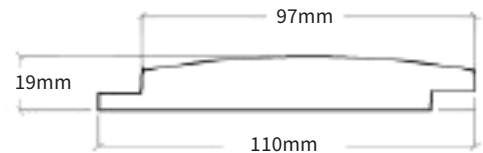
Black Leather



Natural Concrete

Convex Profile

Width	110mm	(4.30")
Length	3048mm	(120")
Thickness	19.00mm	(.75")



Contemporary Shiplap

Width	110mm	(4.30")
Length	3048mm	(120")
Thickness	12.60mm	(.50")



Standard Shiplap

Width	140mm	(5.50")
Length	3658mm	(144")
Thickness	12.60mm	(.50")





DURABOARD® STRIPS AND SHEETS

STRIPS

DURABOARD® SED – PVC SQUARE EDGE S4S

CODE

69SED530
69SED531
69SED1X4
69SED1X5
69SED1X6
69SED1X8
69SED1NX8
69SED5X4
69SED213
69SED5X5
69SED5X6
69SED34X6
69SED34X8
69SED34X10
69SED34X12

SIZE

5/8" x 2-1/2"
5/8" x 3"NET
5/8" x 3-1/2"
5/8" x 4-1/2"
5/8" x 5-1/2"
5/8" x 7-1/4"
1" x 7-1/4"
1/2" x 3-1/2"
1/2" x 4"NET
1/2" x 4-1/2"
1/2" x 5-1/2"
3/4" x 5-1/2"*
3/4" x 7-1/4"*
3/4" x 9-1/4"*
3/4" x 11-1/4"*

SEALED EDGE DURABOARD® OR SED STRIPS ARE AN EXTRUDED CELLULAR PVC MATERIAL FACTORY SEALED WITH A SMOOTH FINISH ON ALL FOUR EDGES, DESIGNED TO BE AN EXCELLENT EXTERIOR CONSTRUCTION MATERIAL. IT LOOKS, FEELS, AND WORKS LIKE WOOD BUT LASTS MUCH LONGER.

Virtually no maintenance DuraBoard® is a far more economical and superior alternative to traditional building products and wood.

As well as exterior use, DuraBoard® SED is perfect for interior applications where moisture is a concern—bathrooms, laundry rooms, mud rooms, and basements.

LENGTHS

Strips available in 8' and *16' lengths.

SHEETS

CODE

69384X18
69124X18
69344X18
691004X18
69120
69340
69100
69125

THICKNESS

3/8" (10mm)
1/2" (13mm)
3/4" (19mm)
1" (25.4mm)
1/2" (13mm)
3/4" (19mm)
1" (25mm)
1-1/4" (30mm)

WIDTH x LENGTH

4' x 18'
4' x 18'
4' x 18'
4' x 18'
4' x 8'
4' x 8'
4' x 8'
4' x 8'

FEATURES & BENEFITS

- Made of pure PVC—rot, splinter, crack, and split free.
- Work with all the tools you use for wood.
- Fire retardant. Insect proof.
- Light weight; feels & looks like wood.
- Chemical resistant.
- No water absorption or swelling.
- Virtually maintenance free.



DuraBoard® SED Sheets



SCAN QR CODE TO DOWNLOAD A COPY OF THE DURABOARD GUIDE

WESTCOAST MOULDING & MILLWORK LIMITED

PRIMED MDF FLAT STOCK

CODE	SIZE	CODE	SIZE	CODE	SIZE
38X3N	3/8"x3"N	528	5/8"x2"N	WM34X3	3/4" x 2-1/2"
38X4N	3/8"x4"N	530	5/8"x2-1/2"	WM34X3N	3/4" x 3"N
5X2	1/2"x1-1/2"	531	5/8"x3"N	WM34X4	3/4" x 3-1/2"
519	1/2"x2"N	533	5/8"x3-1/4"	WM34X4N	3/4" x 4"N
521	1/2"x2-1/2"	S/O	5/8"x3-1/2"		
211	1/2"x3"N	1X1-1/4N	11/16"x1-1/4"N	721NX250N	1"Nx2-1/2"N
212	1/2"x3-1/4"	1X2	11/16"x1-1/2"	1NX3	1"Nx2-5/8"
5X4	1/2"x3-1/2"	1X3	11/16"x2-1/2"	1NX4	1"Nx3-1/2"
213	1/2"x4"N	1X4	11/16"x3-1/2"	1NX4N	1"Nx4"N
5X5	1/2"x4-1/2"	1X4N	11/16"x4"N	1NX5	1"Nx4-1/2"
214	1/2"x5-1/4"	1X5	11/16"x4-1/2"	S/O	1"Nx5"N
5X6	1/2"x5-1/2"	1X6	11/16"x5-1/2"	1NX6	1"Nx5-1/2"
5X6N	1/2"x6"N	1X6N	11/16"x6"N	S/O	1"Nx6"N
5X8	1/2"x7-1/4"	1X7	11/16"x6-1/2"	1NX8	1"Nx7-1/4"
5X10	1/2"x9-1/4"	1X8	11/16"x7-1/4"		
5X12	1/2"x11-1/4"	1X10	21/32"x9-1/4"		
5X16	1/2"x15-1/4"	1X12	21/32"x11-1/4"		
		1X16	5/8"x15-1/4"		

S/O: SPECIAL ORDER.
N: NET (ACTUAL SIZE)

PRIMED FINGER JOINT PINE (FJP)

WINDOW SILL WITH INTEGRAL NOSE

CODE	SIZE	CODE	SIZE	CODE	SIZE	COVERAGE
501	3/8"x1-3/16"	1X1N	11/16"x1"N	1105	1-1/4"x5-1/4"	4-1/8"
505	3/16"x3/4"	1X2N	11/16"x2"N	1106	1-1/4"x7-1/4"	6-1/8"
510	1/2"x3/4"	1X2	11/16"x1-3/8"	1107	1-1/4"x10"	9"
511	11/16"x11/16"	1X3	11/16"x2-1/2"	1112	1-1/4"x13"	12"
516	3/8"x1-1/2"	1X4	11/16"x3-1/2"	1109	1-3/4"x7-1/2"	6-1/4"
518	3/8"x2-1/4"	1X5	11/16"x4-1/2"	1117	1-3/16"x7-1/4"	6-1/4"
521	1/2"x2-1/2"	1X6	11/16"x5-1/2"	1120	1-1/2"x7-1/2"	6-1/4"
531	5/8"x3"N	1X7	11/16"x6-1/2"	101124	1-1/2"x7-1/2"	6-1/4"
212	3/8"x3-1/4"	1X8	11/16"x7-1/4"	101125	1-1/2"x9-1/4"	8-1/4"
5X4	1/2"x3-1/2"	1X10	5/8"x9-1/4"			
213	7/16"x4"	1X12	5/8"x11-1/4"			
5X5	1/2"x4-1/2"	1NX4	1"Nx3-1/2"			
214	1/2"x5-1/4"	1NX6	1"Nx5-1/2"			
5X6	1/2"x5-1/2"					
5X8	9/16"x7-1/4"					

STAIN-GRADE FLATSTOCK S4S

CODE	SIZE	CODE	SIZE	WOOD SPECIES
1X2	3/4"x1-1/2"	1X7	3/4"x6-1/2" 3/4	Poplar, Western Red Cedar, Maple, Red Oak, White Oak (Rift & Flat cut), Fir (Vertical Grain & Flat cut, 11/16"), Black Walnut, Clear Pine (11/16"), and Alder
1X3	3/4"x2-1/2"	1X8	3/4"x7-1/4"	
1X4	3/4"x3-1/2"	1X10	3/4"x9-1/4"	
1X5	3/4"x4-1/2"	1X12	3/4"x11-1/4"	
1X6	3/4"x5-1/2"			

ALL ITEMS/SPECIES SUBJECT TO AVAILABILITY



MDF STOCKING SHEET GUIDE

ECO-PLUS / WATER RESITANT
SUBJECT TO AVAILABILITY

CODE	SIZE	CODE	SIZE
18180	1/8"x4'x8'	18WP120	1/2"x4'x8'
18140	1/4"x4'x8'	18WP580	5/8"x4'x8'
18145X10	1/4"x5'x10'	18WP340	3/4"x4'x8'
18380	3/8"x4'x8'	18WP100 S/O	1"x4'x8'
18120	1/2"x4'x8'	18WP125 S/O	1-1/4"x4'x8'
18125X10	1/2"x5'x10'	ULTRALITE MDF SHEETS	
18124X16	1/2"x4'x16'		
18580	5/8"x4'x8'	18UL120	1/2"x4'x8'
18585X10	5/8"x5'x10'	18UL580	5/8"x4'x8'
18584X16	5/8"x4'x16'	18UL340	3/4"x4'x8'
18340	3/4"x4'x8'	18UL100 S/O	1"x4'x8'
18345X10	3/4"x5'x10'	ARMORITE EXTERIOR GRADE MDF SHEETS	
18344X16	3/4"x4'x16'		
18100	1"x4'x8'	18ARM120	1/2"x4'x8'
181005X10	1"x5'x10'	18ARM340	3/4"x4'x8'
181004X16	1"x4'x16'		
18125	1-1/4"x4'x8'		
181254X16	1-1/4"x4'x16'		
18150	1-1/2"x4'x8'		
181504x16	1-1/2'x4'x16'		

NOTE: SOLD IN FULL OR PARTIAL SHEETS. CUSTOM CUTTING SERVICE AVAILABLE WITH APPROPRIATE LEAD TIME, PLEASE CALL 604.531.1138 FOR MORE INFORMATION.



FAUX BEAM GUIDE



Please use acrylic based PL PREMIUM construction adhesive for mounting.

MESA REDWOOD | TAHOE CEDAR

MESA REDWOOD



W x H NOMINAL DIMENSIONS

4" x 6"
6" x 8"
8" x 10"
10" x 12"
10" x 15"

ACTUAL DIMENSIONS*

3-1/2" x 5-1/2"
5-1/2" x 7-1/2"
7-1/2" x 9-1/2"
9-1/2" x 11-1/2"
9-1/8" x 14-3/42"

SIDE WALL THICKNESS*

3/4"
3/4"
3/4"
3/4"
3/4"

INSIDE TOP WIDTH*

2"
4"
6"
8"
7-5/8"

INSIDE BOTTOM WIDTH*

1-5/8"
3-1/2"
5-3/8"
7-3/8"
6-5/8"

Note: Beam inside dimensions are 1-1/4" wider to accommodate a standard 2" x 2", 2" x 4", 2" x 6", 2" x 8" blocking application. Samples available upon request: 58FBS-MESA & 58FBS-TAHOE

TAHOE CEDAR



4" x 6"
6" x 8"
8" x 10"
10" x 12"

Available in Mesa and Tahoe Beams in 2' increments from 8' to 24' lengths.

10" x 15" Available in Mesa in 19'6" lengths.



BEAM END CAP | STRAPS | PLATES

BEAM END CAP

10" x 15" x 1" Nominal
9-1/8" x 15-5/8" x 3/4" Actual
Beam with end cap shown.



BEAM STRAPS

SIZE
4" x 6"
6" x 8"
8" x 10"
10" x 12"*
10" x 15"

*NEW SIZE
NOTE: Beam straps sold as set of two.




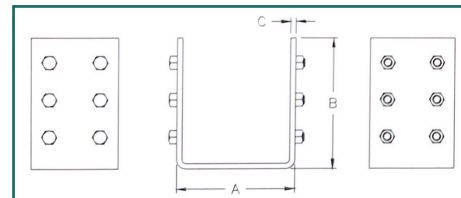
BEAM PLATES

NOTE: Nuts and bolts are molded into the beam plate. quantity is dependent on the size of the plate. 4 parts per package (2 front and 2 back plates).

Beam plate can be cut to fit your specific project requirement. Nut and bolt heads are shipped unattached (20 each).

Nut and Bolt heads are included (20 of each packaged separately). Additional packs can be ordered separately:

BMPLTHDWKT40 = 20 Nuts & Bolts,
BMPLTHDWKT20 = 10 Nuts & Bolts,
BMPLTHDWKT10 = 5 Nuts & Bolts.

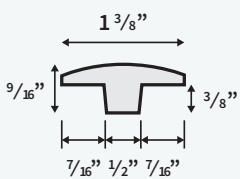


DEFINE YOUR SPACE WITH FLOOR MOULDINGS

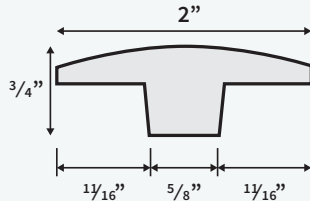
FROM WESTCOAST MOULDING & MILLWORK LIMITED

AVAILABLE IN RED OAK, WHITE OAK, AND MAPLE. CUSTOM SPECIES AVAILABLE UPON REQUEST AND AVAILABILITY.

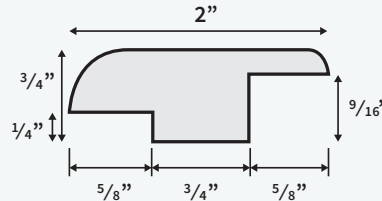
TRANSITIONS



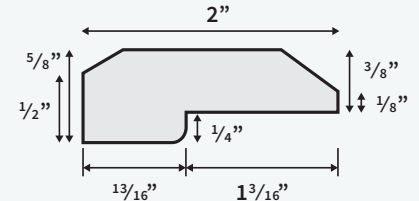
WM1026



WM1024

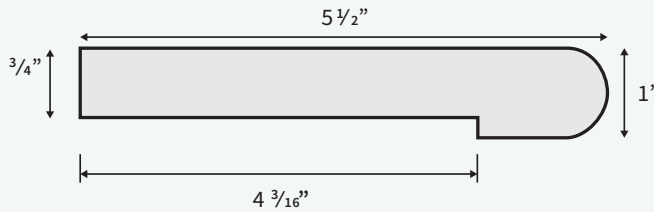


WM1021

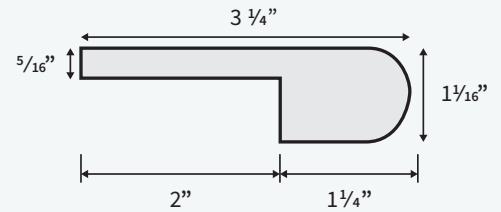


WM1046

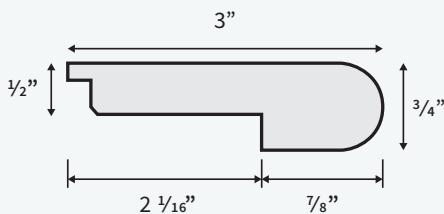
NOSINGS - SPECIAL ORDER



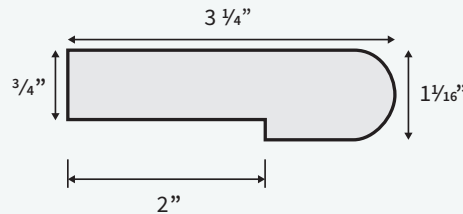
WM1006



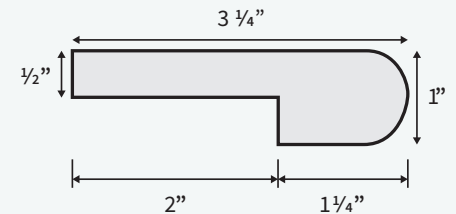
WM1001




WM1014



WM1000



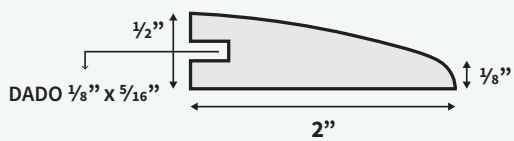
WM1011



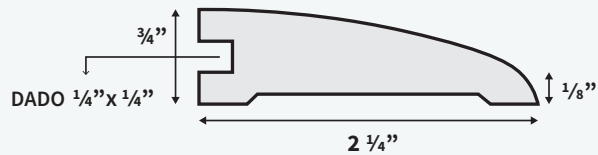
ASK US ABOUT FLOORING OPTIONS

WE SELL A VARIETY OF HARDWOOD, LAMINATE, CORK, AND LUXURY VINYL PLANK FLOORING OPTIONS FOR RESIDENTIAL AND COMMERCIAL APPLICATIONS.

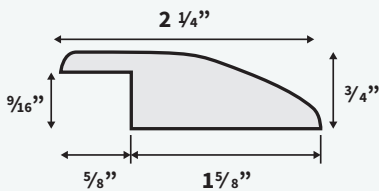
REDUCERS



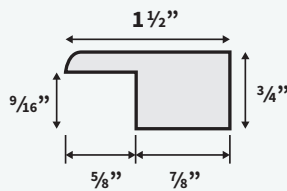
WM1032



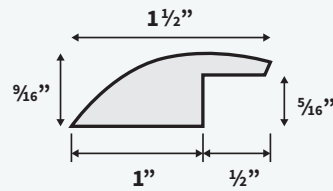
WM1034



WM1018

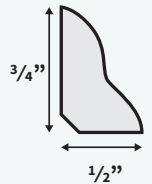


WM1022

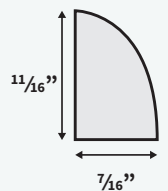


WM1025

SHOE

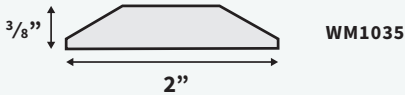


WM201

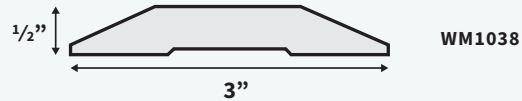


WM200

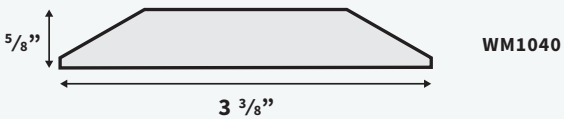
THRESHOLDS



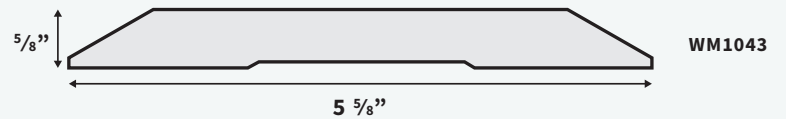
WM1035



WM1038



WM1040



WM1043





WESTCOAST DOOR DIVISION

Residential/Commercial Interior & Exterior Door Solutions | New Construction, Renos & Restorations

DOORS WITH FORM & FUNCTION FROM WESTCOAST MOULDING & MILLWORK LIMITED

FOR HOME RENOVATORS, RESTORATION COMPANIES, CUSTOM HOME BUILDERS, AND HOMEOWNERS, DOOR SELECTION HOLDS SIGNIFICANT IMPORTANCE AND FINDING THE PERFECT DOORS CAN BE A COMPLEX UNDERTAKING.

At Westcoast Door Division, we sell an extensive variety of standard and custom interior and exterior doors with a wide range of features and we specialize in catering to the building finishing needs of home builders, renovators and restoration companies alike.

With our in-house Door Shop build capabilities (up to 8' doors) and knowledgeable staff with over 100 years of combined experience, we can pre-hang your interior and exterior door needs and ensure an efficient process. With expertise including Barn Door & tracking systems—we have the right door options for any project.

- Norfield Magnum Prehung Door Machine
- Custom Machining and Specifications
- 20 Minute and NAFS Ratings Available
- Site Visits & Measurements

Scan to visit Westcoast Moulding Door Division




2 Panel Smooth Door



Custom Exterior Wood Door with Side Lites



Barn Door with track System



5 Lite Exterior Wood Door with Side Lites



Norfield Magnum Prehung Door Machine: Interior, exterior, and commercial doors, almost infinite hinge patterns, 8-0 door and jamb ready, automated drilling and faceplate routing.

INTERIOR DOORS BY WESTCOAST DOOR DIVISION

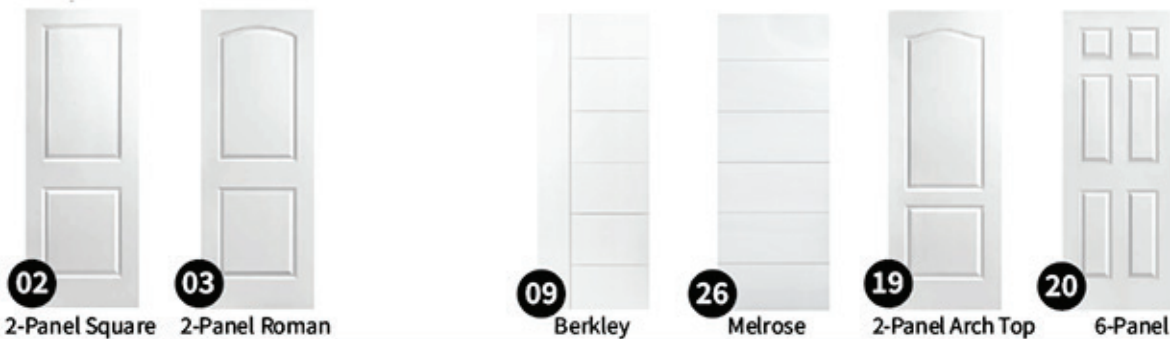
Shaker Style Series

Traditional Moulded Panel Slabs



Classic Smooth Moulded Panel Slabs

Textured Moulded Panel Slabs



True Shaker Stile and Rail Series Wood - Standard Shaker Doors have 1/2" thick Panels



Custom Doors by WESTCOAST DOOR DIVISION

We sell an extensive variety of standard and custom interior and exterior doors with a wide range of features. Call 604.513.1138 or Drop by our Surrey Showroom to speak with a Door Specialist today to help you make the right choice. **NOTE: Bi-Folds & Pocket Door Frames Available in All Styles**

DOOR HARDWARE

Door Hardware is more than a way to open, close, and secure a space. Talk to us for door hardware: door knobs, levers, locks, hinges, barn door track, multipoint locking systems, sills, weatherstrip and more. Models and Styles available include Contemporary, Modern, Transitional or Traditional designs.



WESTCOAST MOULDING & MILLWORK LIMITED



WESTCOAST CNC DIVISION

PRECISION 3 & 5-AXIS CNC MACHINING

PRECISION 3 & 5-AXIS CNC MACHINING WESTCOAST MOULDING & MILLWORK LIMITED

WITH THE KNOWLEDGE, EXPERIENCE, AND TECHNICAL CAPABILITIES TO MANUFACTURE EVEN THE MOST COMPLEX PROJECTS, THE WESTCOAST CNC DIVISION LEADS THE WAY IN PROVIDING PRECISION CUTTING-EDGE CNC MACHINING IN THE LOWER MAINLAND.

Working with hardwoods, plywood, MDF, plastics, aluminum 6061 or 5052, urethanes, EPS, & PVC, the Westcoast CNC team can craft virtually any design, irrespective of its complexity.


Whether you're envisioning elegant arches, graceful ovals, intricate ceiling details, custom cuts from our extensive sheet inventory, custom wall panels, corbels, or radius wood crown molding, we have the state-of-the-art technology, experience, and expertise to make it happen.



CNC Stain-Grade Fluted Medallion



Mass CNC Production



3 & 5-Axis CNC Machining



CNC Machined Ceiling Detail

WESTCOAST CNC DIVISION



Custom CNC Wall Panels: Metallic Gold Ocean Wave, Diamond 3D, and Beaded Panel.

Understanding 3 and 5-Axis CNC Machining

CNC, or Computer Numerical Control, machining represents the pinnacle of precision and efficiency in the world of manufacturing. The “3-Axis” and “5-Axis” refer to the number of directions in which the cutting tool can move. Let’s delve into what makes these technologies so transformative.

3-Axis CNC Machining

In a 3-Axis CNC machine, the cutting tool can move along the X, Y, and Z axes. This technology is adept at handling simpler geometric shapes and designs, ensuring accurate and consistent results.

5-Axis CNC Machining

Elevating the game, 5-Axis CNC machines allow the cutting tool to move along two additional rotary axes, typically rotating around the X and Y axes. This capability enables the machining of more complex and intricate designs with a higher degree of detail and finesse.

PRECISION CNC MACHINING

Our state-of-the-art CNC shop complete with 3 & 5-Axis CNC Machining & Design leads the industry in precision and innovation. Contact us and speak with a CNC expert for:

- Intricate Ceiling Details
- Complex Shaped Wood Moulding for Curves
- Wood Screens
- Contemporary Textured 3D Wall Panels (MDF or Wood Veneer)
- Custom Air Vent Covers
- Corbels
- Custom 3D Signs With Contoured Shapes
- Arches
- Ovals
- Ceiling Details
- Custom cutting of our extensive sheet inventory
- Radius wood crown & more!

DEFINE YOUR SPACE WITH WESTCOAST BUILDING FINISHING PRODUCTS



PREMIUM INTERIOR/EXTERIOR
BUILDING FINISHING PRODUCTS FROM
WESTCOAST MOULDING & MILLWORK LIMITED



ARE YOU AN ACREDITED DESIGN PROFESSIONAL?
YOU CAN REQUEST SCALABLE PDFs OR CAD FILES (DXF) TO USE IN YOUR DESIGN PRESENTATIONS.
SCAN THE QR CODE TO SUBMIT A REQUEST FORM.

QUALITY PRODUCTS • PREMIUM SERVICE • EXPERT SOLUTIONS

WESTCOAST MOULDING & MILLWORK LIMITED | 18810 96 AVENUE, SURREY, BRITISH COLUMBIA, CANADA V4N 3R1 | T 604.513.1138 (OFFICE/SALES)

FOR MORE INFORMATION email Info@westcoastmoulding.com | FOR SALES email Sales@westcoastmoulding.com or SCAN QR CODE to VISIT OUR WEBSITE